

USER'S GUIDE

2035(A QUARTZ MODULE WITH 3 HANDS)

 Quartz Mov't  Battery(SR626SW)

POLICS

用户说明书

2035 (3针石英机芯)

 石英机芯  电池(SR626SW)

POLICS

USER'S GUIDE

2035(A QUARTZ MODULE WITH 3 HANDS)

 Quartz Mov't  Battery(SR626SW)

POLICS

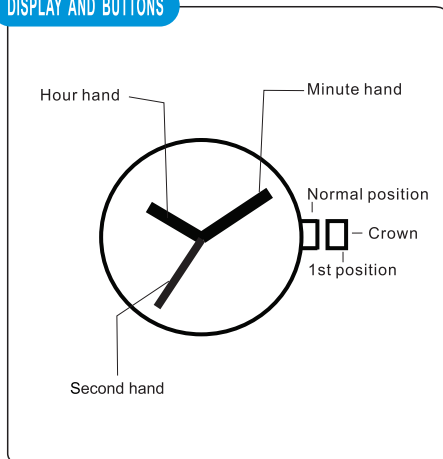
用户说明书

2035 (3针石英机芯)

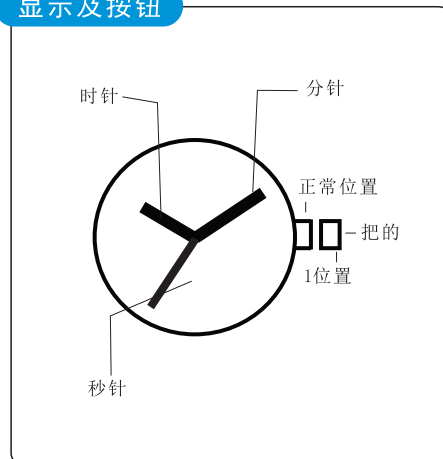
 石英机芯  电池(SR626SW)

POLICS

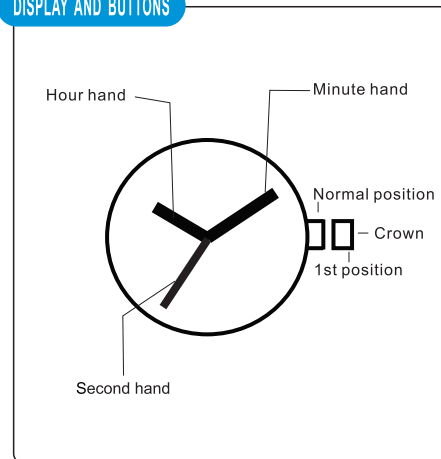
DISPLAY AND BUTTONS



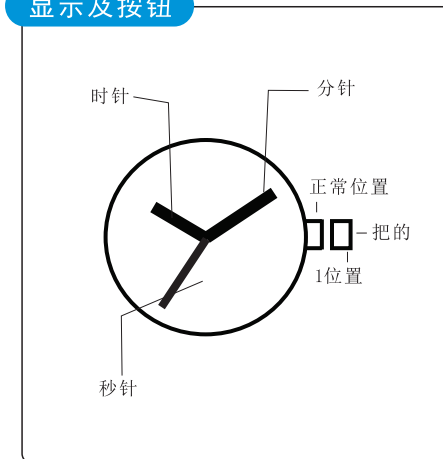
显示及按钮



DISPLAY AND BUTTONS

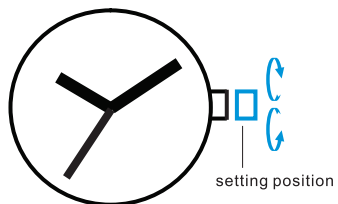


显示及按钮



SETTING THE TIME

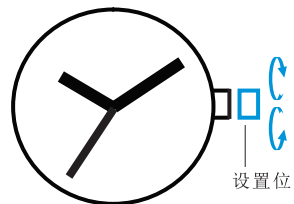
1. Pull the crown out to the 1st position.
2. Turn the crown to set hour and minute hands.



3. After setting the time, push crown to the normal position (the second hand running).

设置时间

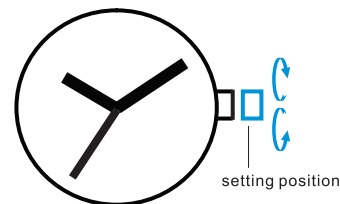
1. 拉出把的到1位置;
2. 转动把的设置时针, 分针;



3. 时间设置完毕后, 将把的按回原位置(秒针开始转动).

SETTING THE TIME


1. Pull the crown out to the 1st position.
2. Turn the crown to set hour and minute hands.



3. After setting the time, push crown to the normal position (the second hand running).

设置时间

1. 拉出把的到1位置;
2. 转动把的设置时针, 分针;



3. 时间设置完毕后, 将把的按回原位置(秒针开始转动).